

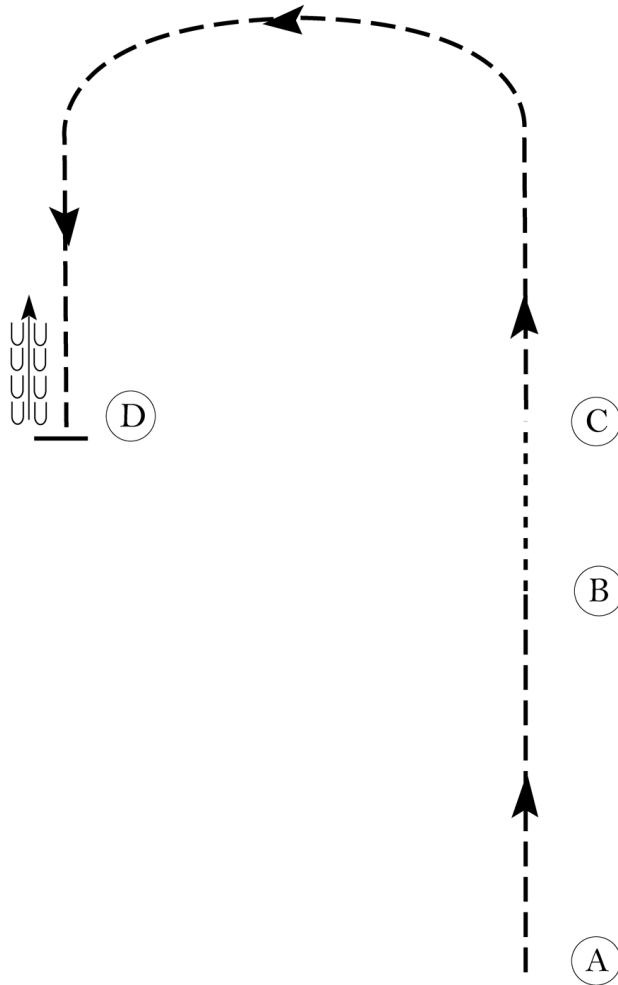
PVRA Open Show Series 2

W/T English Equitation Classes #11, 12

Show Date: 04/14/2024

www.HorseShowPatterns.com

www.HorseShowPatterns.com



Be ready at A.

1. Posting trot on the left diagonal from A to B.
2. Walk from B to C.
3. Posting trot on the right diagonal from C to D.
4. Stop and back approximately one horse length at D.

Exit at a sitting trot.

Walk	-----
Trot	- - - - -
Extended Trot	— — — —
Canter	— — — —
Leg Yield	
Lead Change	— / —
Back	← ← ← ← ←
Marker	(B)
Sidepass	← ← ← ← ←
Hand Gallop	— — — —

[HSE/WT-20]

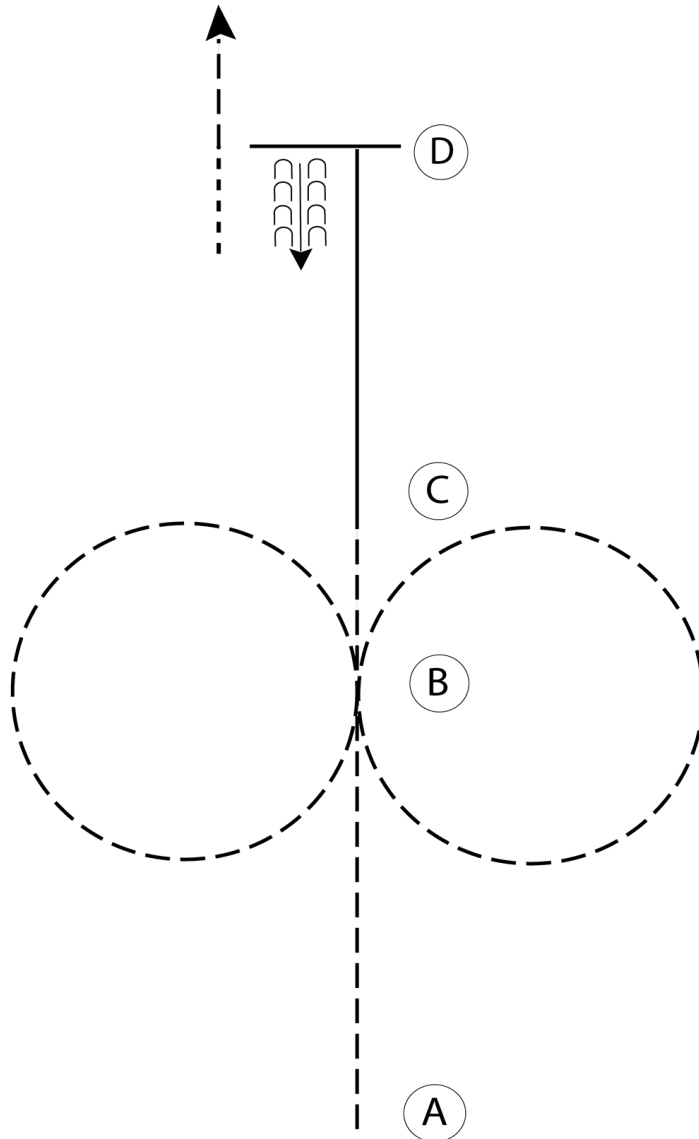
Pattern Provided by:

PVRA

PVRA Open Show Series 2

English Equitation Class #10

Show Date: 04/14/2024



1. Sitting trot from A to B
2. Perform a figure eight at the posting trot starting to the right
3. Continue posting trot to C
4. Canter right lead to D
5. At D stop and back five steps
6. Walk five steps and trot to the line

Walk	-----
Trot	- - - - -
Extended Trot	-----
Canter	-----
Leg Yield	
Lead Change	↘
Back	← C C C C C
Marker	(B)
Sidepass	← - - - - -
Hand Gallop	-----

[HSE/1-5]

Pattern Provided by:

PVRA

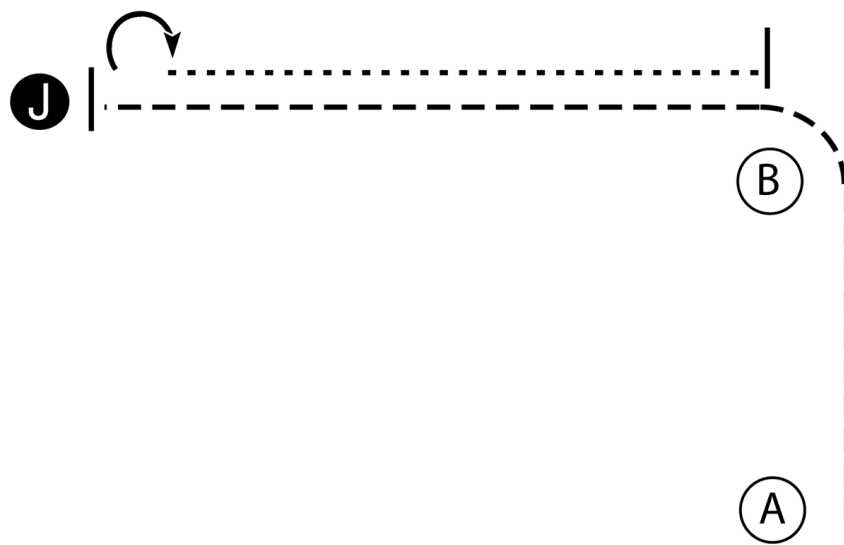
w w w . H o r s e S h o w P a t t e r n s . c o m

w w w . H o r s e S h o w P a t t e r n s . c o m

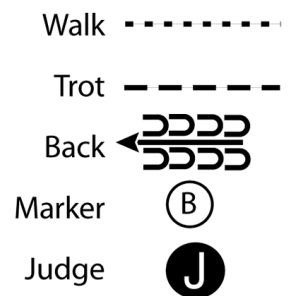
PVRA Open Show Series 2

Showmanship Class #4

Show Date: 04/14/2024



1. Trot from A to the Judge.
2. Stop and set up for inspection.
3. When dismissed perform a 180 degree turn.
4. Walk to B, stop and wait for instructions from the ring steward.



[S/1-7]

Pattern Provided by:

PVRA

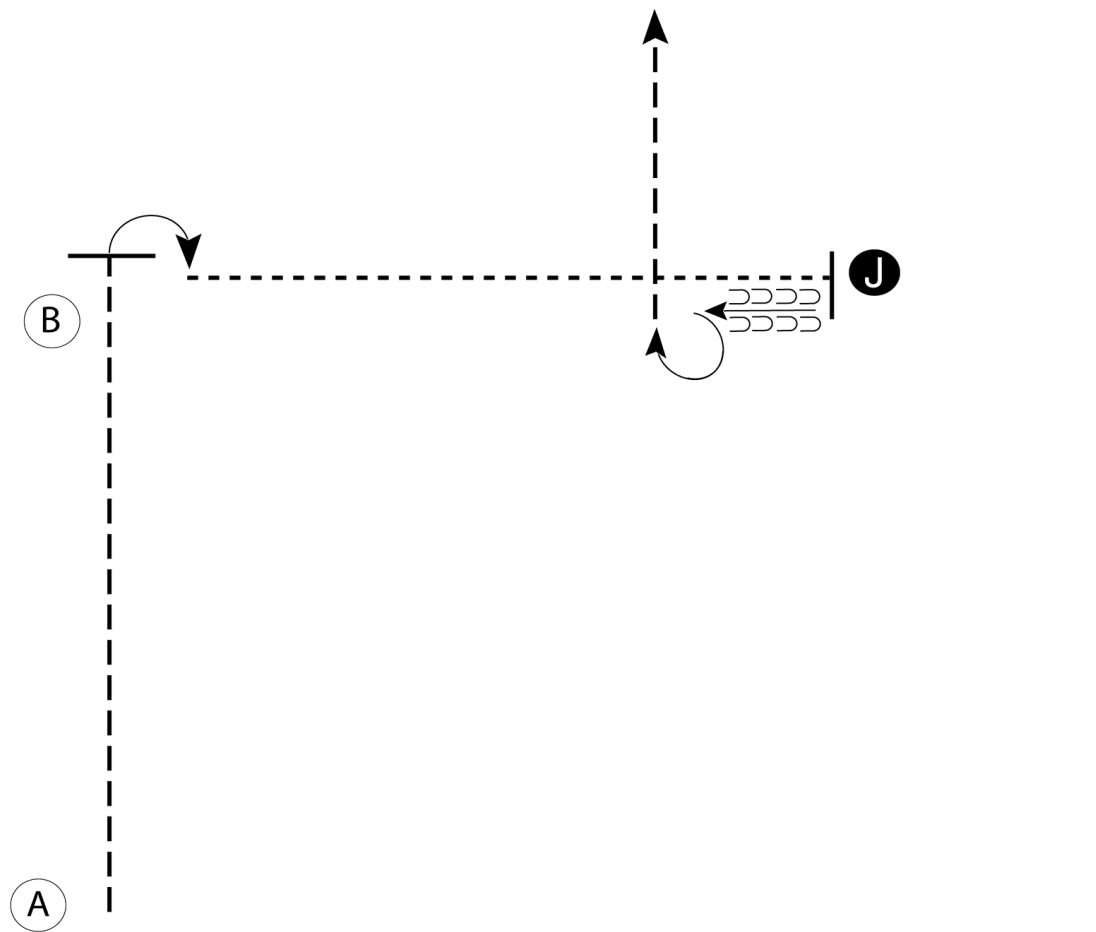
PVRA Open Show Series 2

Showmanship Class #3

Show Date: 04/14/2024

w w w . H o r s e S h o w P a t t e r n s . c o m

w w w . H o r s e S h o w P a t t e r n s . c o m



1. Begin at A. Trot from A past B
2. Stop and perform a 90 degree turn
3. Walk to the Judge, stop and set up for inspection
4. When dismissed back one horse length and perform a 270 degree turn
5. Trot to the line-up

Walk	-----
Trot	- - - - -
Back	←
Marker	ⓑ
Judge	ⓐ

[S/1-14]

Pattern Provided by:

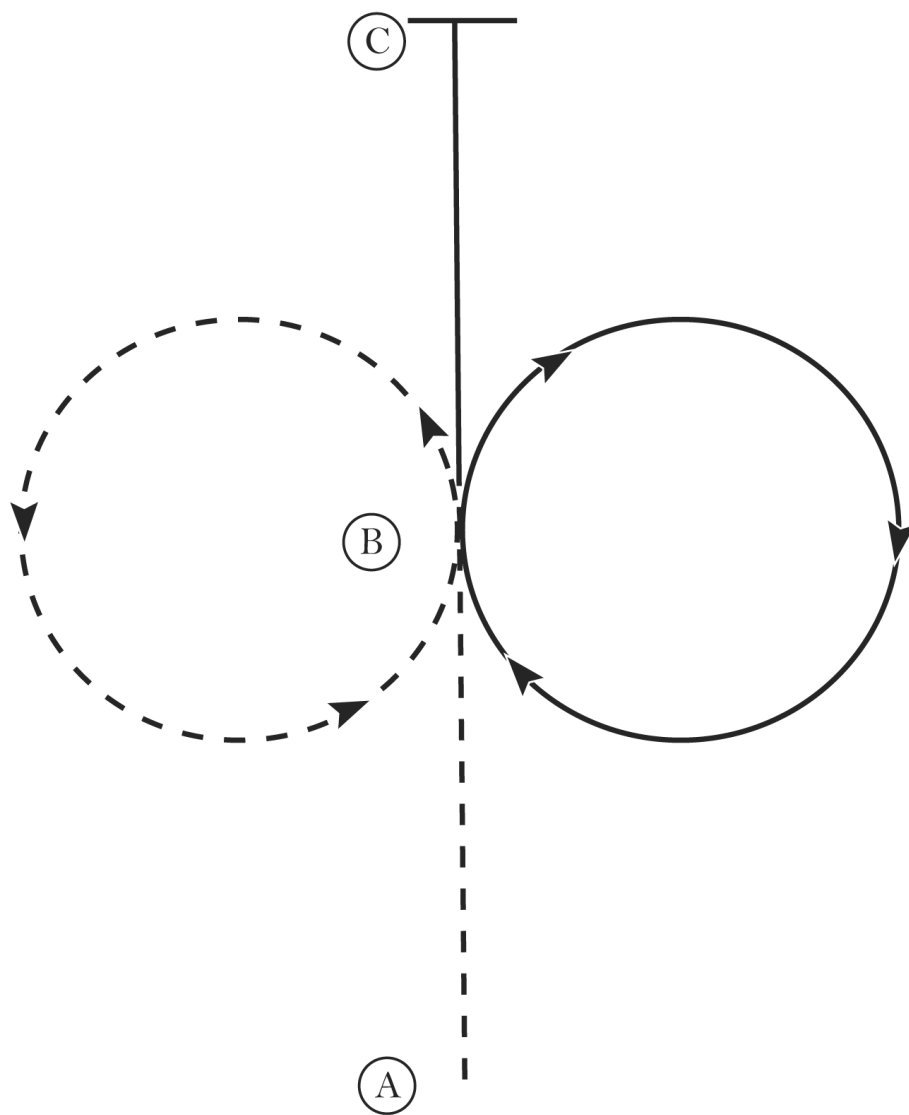
PVRA

PVRA Open Show Series 2

Horsemanship Class #29

Show Date: 04/14/2024

1. Jog A to B
2. At B jog a circle to the left
3. At B lope a circle to the right on the right lead
4. Continue the lope to C
5. At C stop



Walk
Jog	- - - - -
Extended Jog	- - - - -
Lope	—————
Leg Yield	
Lead Change	↙
Back	←←←←←
Marker	(B)
Sidepass	←- - - ->

[WH/1-9]

Pattern Provided by:

PVRA

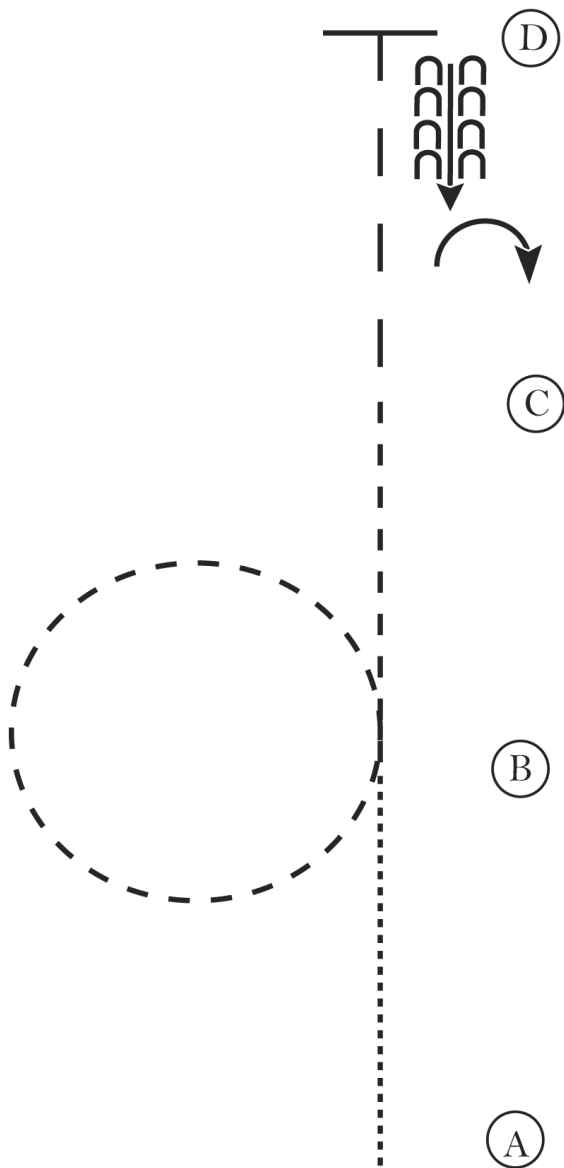
PVRA Open Show Series 2

W/J Horsemanship Classes #30, #31

Show Date: 04/14/2024

www.HorseShowPatterns.com

www.HorseShowPatterns.com



1. Walk A to B.
2. At B jog.
3. Jog a circle at B and continue to C.
4. At C extend the jog to D.
5. At D stop and back 4 steps.
6. Turn 90 degrees to the right.

Walk
Jog	- - - - -
Extended Jog	- - - - -
Lope	—————
Leg Yield	
Lead Change	↘
Back	←←←←←
Marker	(B)
Sidepass	←- - - ->

[WH/WT-11]

Pattern Provided by:

PVRA